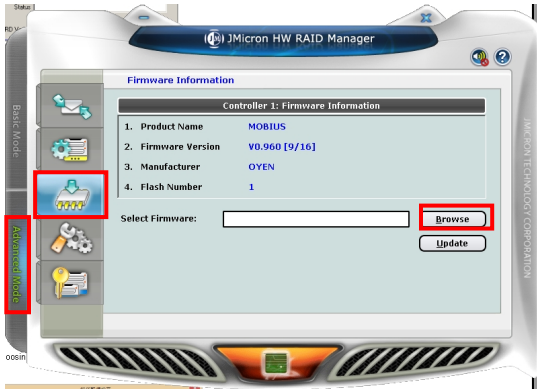


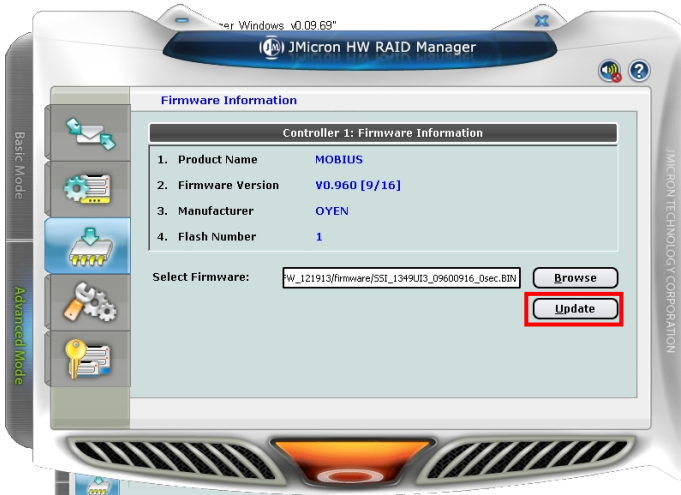
Mobius Firmware Upgrade Process (2/19/14)

Upgrade the JM394 firmware

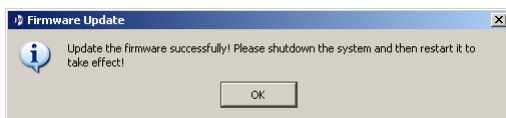
1. Download the Mobius firmware at: <http://oyendigital.com/mobius-021914>
2. Install the program Raid Manager Windows or Raid Manager Mac, depending on your OS.
3. When complete, launch the application.
4. Click Advanced Mode, click the chip icon, click browse and select the firmware file '09610219.BIN'.



5. Click the button "update" to start the upgrade process.



6. When the upgrade is successful, the message below will appear :



7. Click OK, reboot the Mobius and the software will show the existing FW version : V0.961[2/19]. The update is now complete.