



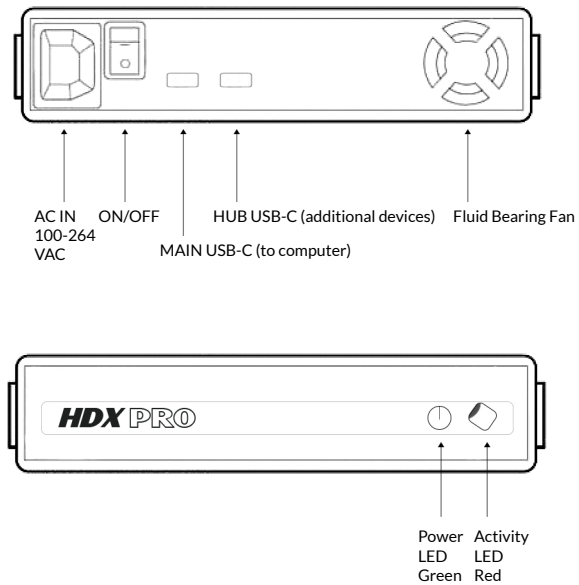
HDX Pro USB-C Enclosure Installation Guide

For more information, visit our website at www.oyendigital.com

(1) Specifications

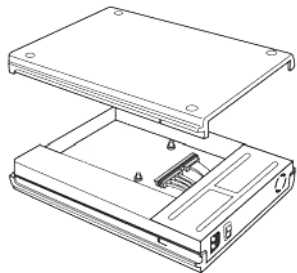
Item name:	HDX Pro
Supports:	3.5 inch HDD SATA
Interface:	USB 3.1 Gen 2 (10 Gbps)
Materials:	ABS
Chipset:	ASMedia 1351 & Via VL820
Power:	Input: 100-264 VAC, Output: 46W (12V/3A, 5V/2A)
Size:	7.75 x 4.5 x 1.68 Inches
Operating Temp:	5°C ~ 55°C
System:	Windows 7/8/10/, Mac OS

(2) Detailed View

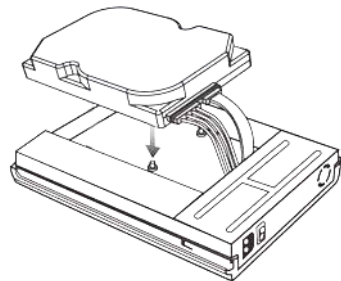


(3) Hard Drive Assembly

a) Separate the top cover from the bottom.

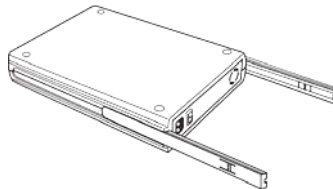


b) Connect the hard drive to both connectors. Place the hard drive into the chassis. The screw holes should align with the mounts.



(3) Hard Drive Assembly (cont.)

c) Replace the top cover and slide the included slide rails into the slots on each side.



(4) Hard Drive Formatting

If you have installed a brand new drive, you will need to format the drive before it is accessible.

Use Disk Management on the PC or Disk Utility on the Mac to format the drive.

Windows: oyendigital.com/windows-reformat

Mac: oyendigital.com/mac-reformat

For the safe removal of your drive, eject the external drive from your computer first before you turn it off or disconnect it.

(5) Warranty Information

This product includes a four (4) year warranty provided by Oyen Digital. This warranty is non-transferable and is limited to the original purchaser. Warranty service may be requested by visiting our website: OyenDigital.com/Support

(6) FAQ

Q: Can I connect the HDX Pro to a Thunderbolt 3 port?

A: Yes, the HDX Pro is compatible with Thunderbolt 3 and USB 3.1/3.0/2.0.

Q: Is the HDX Pro compatible with Thunderbolt 2 using a Thunderbolt 3 adapter?

A: No, the HDX Pro is not compatible with Thunderbolt 2 to 3 adapter.

Q: Can a Thunderbolt 3 device be connected to the HUB port?

No. If you want to daisy-chain with other Thunderbolt 3 devices, simply place the HDX Pro at the end of the chain. Additional USB devices can be connected to the HUB port.

Q: Must it be connected to a Thunderbolt 3 port in order to daisy-chain with additional devices?

The HDX Pro can daisy-chain with other devices while connected to a USB or Thunderbolt 3 port.

Q: How many HDX Pro can be connected in a chain?

A total of six devices may be connected in a chain.

Q: Can a bus-powered drive be connected to the HUB port?

Yes, a total of 15W is available for drives connected to the HUB port.

For other questions, please contact info@oyendigital.com or visit the FAQ section of our website, oyendigital.com/support